



FiveCubits
a **Command Alkon** company

ISE ELD Roadside Inspections

Last Updated 04/11/18

Command Alkon

Copyright © 2018 FiveCubits. All rights reserved.

The contents of this document are for informational purposes only and are subject to change without notice. FiveCubits may, without notice, modify its products in a way that affects the information contained in this publication.

FIVECUBITS HEREBY DISCLAIMS ALL REPRESENTATIONS OR WARRANTIES EITHER EXPRESSED OR IMPLIED, INCLUDING WITHOUT LIMITATION ANY IMPLIED WARRANTY OF MERCHANTABILITY, TITLE, NON-INFRINGEMENT, OR FITNESS FOR A PARTICULAR PURPOSE.

In no event will FiveCubits be liable for any direct, indirect, or consequential damages arising out of the use of, inability to use, or implementation of any information contained in this publication, even if FiveCubits has been advised of the possibility of such damages, or for any claim by any other party.

The information contained herein is subject to change without notice and may contain inaccuracies or errors. FiveCubits assumes no responsibility for any errors that may appear in this document. This publication is intended only for the direct benefit of authorized users of FiveCubits products. This publication may not be used for any purposes other than those for which it is provided, and it is subject to the terms of the applicable software license or subscription agreement. This publication and the information disclosed herein is the property of FiveCubits, and, except for rights granted by written consent, may not be disclosed, disseminated, or duplicated in whole or in part.

FiveCubits
1315 W 22nd Street. Suite 300
Oakbrook, IL 60523

(925) 273-5832

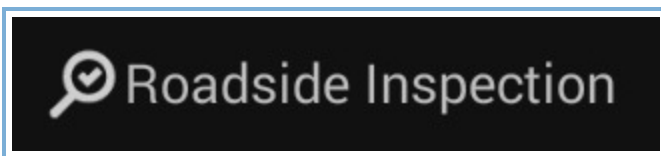
<http://fivecubits.commandalkon.com>

Instructions for Law Enforcement Officials

Roadside Inspection

Options > Roadside Inspection

The Roadside Inspection component allows law enforcement officials to review the driver's electronic record of duty status (daily log) for each day, which is always required to be in their possession¹.




This will show you the log grid starting with the current day. Tap the **Events/Grid** button to toggle between the grid view and a line-by-line detail view. Use the arrows on either side of the date or swipe the screen side to side to navigate through the log history. The **Details** button displays general carrier, driver, and ELD information. The **DVIR** button will display the most recent approved DVIR and the open DVIR (if applicable).


Grid




- ▶ Graph of all duty statuses for each 24-hour period starting at midnight
- ▶ Total hours

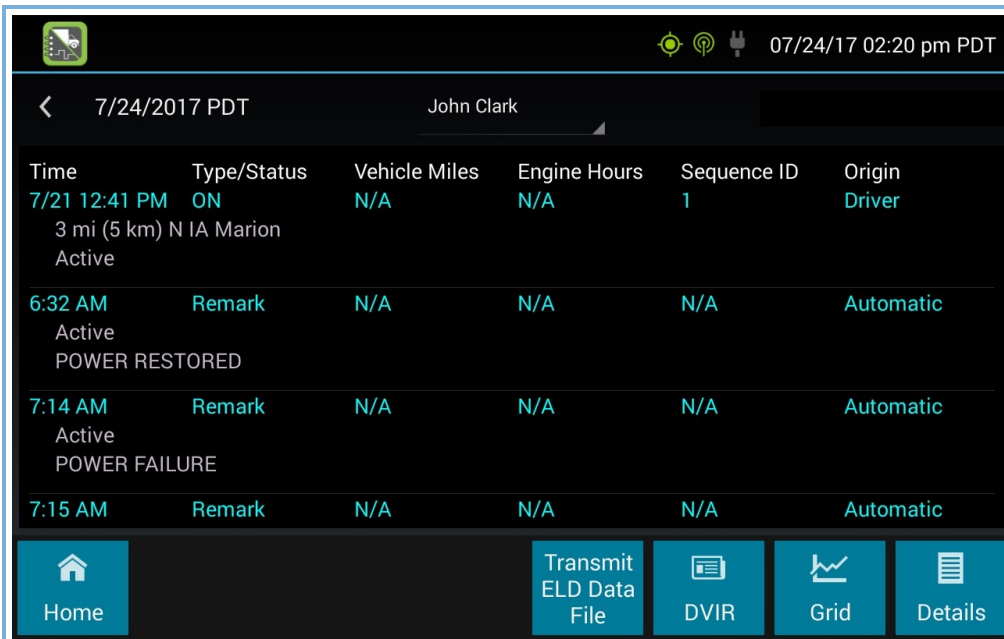
▶ The grid is color coded as follows:

 Personal
Conveyance (OFF)

 Yard Moves (ON)

 All other statuses

Events (Log Details)



Time	Type/Status	Vehicle Miles	Engine Hours	Sequence ID	Origin
7/21 12:41 PM	ON	N/A	N/A	1	Driver
3 mi (5 km) N IA Marion Active					
6:32 AM	Remark	N/A	N/A	N/A	Automatic
Active POWER RESTORED					
7:14 AM	Remark	N/A	N/A	N/A	Automatic
Active POWER FAILURE					
7:15 AM	Remark	N/A	N/A	N/A	Automatic

- ▶ Duty status changes and locations
- ▶ Remarks and annotations
- ▶ Exceptions claimed by the driver
- ▶ Edits and requested changes
- ▶ See **Definitions** for details

- ▶ Malfunction and data diagnostic events

▶ See **Malfunction & Data Diagnostic Event Indicators** for more information

Details

7/24/2017 PDT		John Clark
Record Date	7/24/2017	
24-Hour Starting Time	12:00 AM	
Time Zone Offset from UTC	UTC-07:00	
Certified By	-	
Multiday Basis	8 Days	
Carrier USDOT Number	798798	
Name of Motor Carrier	Test Organization	
Main Office Address	2850 Coral Court Suite 100 Coralville, IA 52241	
Home Terminal	Blank Address Terminal	
Driver Name	Clark, John	
Driver ID	JCLARK	
Driver's License Number	-	

- ▶ Log date, time, and time zone
- ▶ [Canada format only] The cycle being followed
- ▶ Name of motor carrier
- ▶ USDOT number of motor carrier
- ▶ Main office address
- ▶ Driver's home terminal name
- ▶ Home terminal address
- ▶ Driver name, ID, license number and state
- ▶ Co-driver(s)
- ▶ ELD Provider, Registration ID, and Identifier²
- ▶ Vehicles (trucks or tractors), trailers, and shipments
- ▶ Distance driven³

- ▶ Total duty hours for the 7- or 8-day period (US format) or 7- or 14-day cycle (Canada format) ending today²
- ▶ Current odometer and engine hours
- ▶ Current location
- ▶ Malfunction and diagnostic indicators

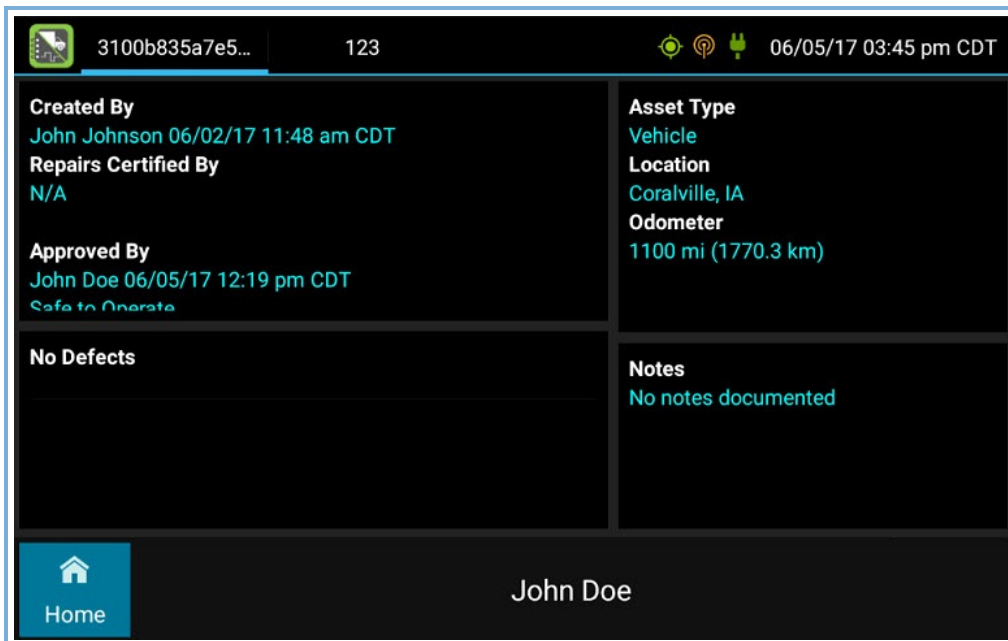
To transmit the ELD Data File, tap the **Data File Transfer** button. Tap to select either **Email** or **Web Service**, enter a comment, and tap **Done** to complete the request and send the file.

Unidentified Driver Events



To view all unassigned unidentified driver events recorded by the device, tap the driver's name (above the grid) and tap Unidentified Driver. Use the arrows on either side of the date or swipe the screen side to side to navigate through the log history.

DVIR



This button allows you to view the most recent driver vehicle inspection report for any resource (vehicles, trailers, etc.) in the vehicle combination.

Tap **DVIR**⁴ to see the report for the first available resource (typically the vehicle). Tap the tabs at the top left of the screen to navigate between the different resources.

A driver vehicle inspection report includes the following information:

- ▶ Resource type (Vehicle or Trailer) and ID
- ▶ Odometer⁵
- ▶ Location of vehicle when the driver vehicle inspection report was created
- ▶ Defects or deficiencies noted, or “No Defects”
- ▶ Report creation details:
 - ▶▶ Driver
 - ▶▶ Date⁶ and time
- ▶ Repair certification details (if applicable):
 - ▶▶ Certifying agent or driver
 - ▶▶ Date⁶ and time
- ▶ Repairs Made or Repairs Not Necessary
 - ▶▶ Driver review/acknowledgment details:
 - ▶▶▶ Driver
 - ▶▶▶ Date⁶ and time
- ▶▶ Safe to Operate or Unsafe to Operate

If the driver has started a new DVIR during their shift, you will have the option to toggle between the **Certified** or **Opened** DVIR.

When the Inspection is Complete

Upon completion of the roadside inspection, tap **Home** to return to the Driver Overview screen.

¹ See US 49 CFR §395.15(b)(4) and CA SOR-2005-313 §84

² Visible only when viewing a log for the current date

³ *Excluding any distance traveled while operating a CMV as a personal conveyance*

⁴ *Visible only if the DVIR feature is enabled; selectable only if a driver vehicle inspection report is available for viewing*

⁵ *Visible only when viewing a DVIR for a Vehicle*

⁶ *Displayed in month/day/year format*